

User Manual

Vitafit Bathroom Scale



Model:VT726

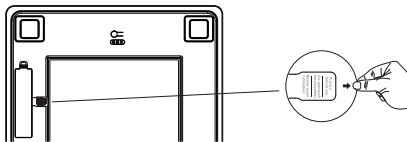
Please read this User Manual carefully before using the device

Warning

1. This appliance can be used by children aged from 8 years and above and persons with reduced physical, sensory or mental capabilities or lack of experience and knowledge if they have been given supervision or instruction concerning use of the appliance in a safe way and understand the hazards involved.
2. Children shall not play with the appliance.
3. Cleaning and user maintenance shall not be made by children without supervision.
4. Model of battery that appliance used is 3×AAA.
5. Non-rechargeable batteries are not to be recharged.
6. Different types of batteries or new and used batteries are not to be mixed.
7. Batteries are to be inserted with the correct polarity.
8. Exhausted batteries are to be removed from the appliance and safely disposed of.
9. If the appliance is to be stored unused for a long period, the batteries are removed.
10. The supply terminals are not to be short-circuited.
11. Take the scale, turn it over, open the battery compartment, put 3×AAA batteries according to the right polarities, then return the battery compartment cover.

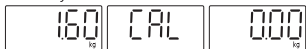
First Time Setup

IMPORTANT! BEFORE USE: Remove the isolator tab from the battery compartment

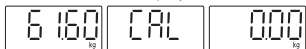


Weighing Operation

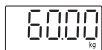
1. For best accuracy, place the scale on a hard and flat floor. Carpeted or uneven floors can negatively effect the accuracy .
2. The scale operates with step-on technology but will be calibrated automatically under following occasions.
A. when first time use, moving the scale or battery exchange, the scale will display scale itself weight, and appear "CAL" after around 1 second, and then display "0.0" after around 2seconds , now it's ready to step on to weigh normally.



B. If step on the scale before calibration, the scale will display an wrong weight and appear "CAL" after around 1 second, and then display "0.0" after around 2seconds.



After calibration, please step again on to weigh and get correct weight.



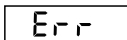
3. Under other occasions, please step on to weigh directly.
4. When weighing, please remain standing evenly on the scale without shifting feet or body to get stable and right weight.
5. Step off the scale, the weight readings remain for several seconds. Then the scale will turn off automatically.

VERY IMPORTANT NOTICE: If the scale placed in a **NON-HORIZONTAL POSITION** or **MOVED BEFORE WEIGHING**, please note there are two situations of measurements after stepping off the scale: 1. If "CAL" displayed after around 1 second and then display "0.0" after around 2 seconds, it means that the displayed weight is incorrect, please step on the scale again to get the correct weight; 2. If there is no "CAL" display after around 2 seconds, the displayed weight is correct.

Error Messages


If "Err" is displayed, the scale would be overloaded.

If "Err" is displayed, the weighing procedure failed, please repeat.



When you step on the scale to turn it on.

there is no display at all or "Lo" is displayed, try new batteries.



Safety Cautions



Keep the scale
off water



Don't put it on
uneven floor
while weighing



Use a wet cloth
To clean the scale



Keep the scale
with care



Don't step on the
edge of the scale



Slippery when wet

Specification

Capacity: Min. 5 kg/11lb/0.11lb
Max. 182kg/400lb/28st

Weight unit: kg/lb/st

Graduation: 0.05kg/0.1lb/0.1lb

Dimensions: 280x280x24mm or 300x300x24mm(Depended on the Mode)

Platform: Tempered glass

Display: LCD or LED (Depended on the model)

Batteries: 3xAAA

Warranty Information

Vitafit warrants all products to be of the highest quality in material, craftsmanship and service for a warranty of 3 years, effective from the date of purchase.

For more information please visit www.51vitafit.com, www.vitafit.com

Email: service@51vitafit.com

Notice:



This marking indicates that this product should not be disposed with other household wastes throughout the EU. To prevent possible harm to the environment or human health from uncontrolled waste disposal, recycle it responsibly to promote the sustainable reuse of material resources. To return your used device, please use the return and collection systems or contact the retailer where the product was purchased. They can take this product for environmental safe recycling.